

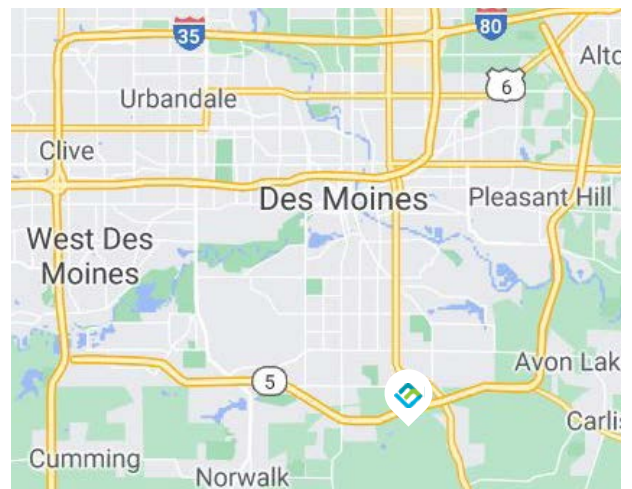
## LAND

## PRICE

» \$250,000

## SITE HIGHLIGHTS

- » Acres: 7.19 acres of development land/ 313,196 SF
- » Zoned: EXcom
- » Des Moines / Warren County
- » Visible from the Hwy 5 bypass, this land is easily accessible from the SW 9th exit. From the SW 9th exit, drive south .07 miles, then take Border/Beardsley Street 1.27 miles to the east. Or, from South Union, drive over Hwy 5 and take your first left onto Border/Beardsley Street.
- » Airport: 4.55 miles



Information contained here deemed reliable but not guaranteed by Landmark Brokerage, Inc.

# 728 E. Border Street

## Des Moines, IA - 5 Mile Radius



67,097  
Population



\$59,630  
Median  
Household  
Income



Median Age



1,480  
Total Businesses

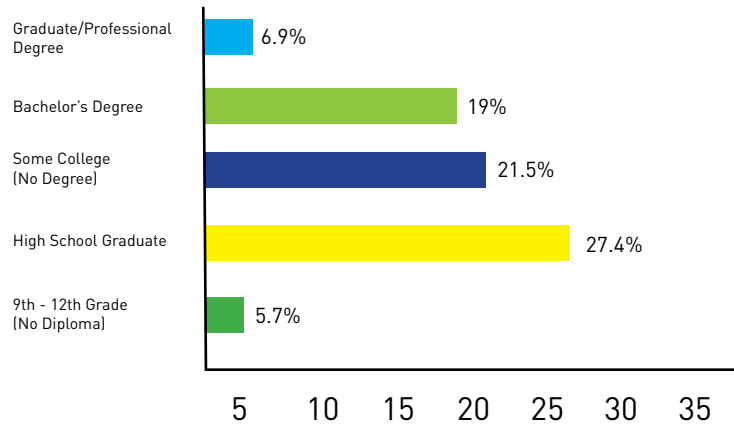


23,769  
Total Employees



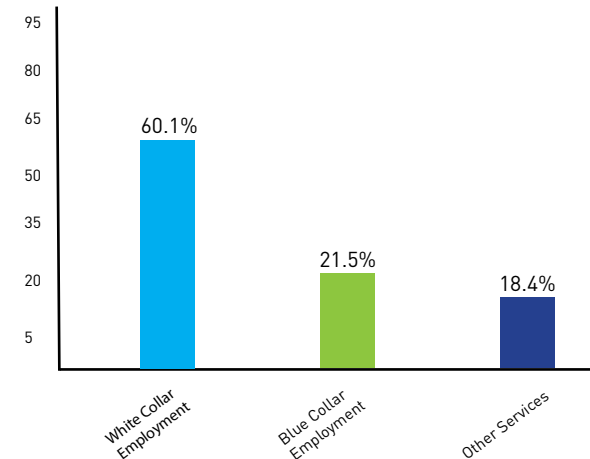
93.6%  
Total Homes  
(Owned & Rented)

2020 Population 25+ by Educational Attainment



\$103,968  
Median  
Net Worth

2020 Employed Population 16+ in Labor Force



Information contained here deemed reliable but not guaranteed by Landmark Brokerage, Inc.

9550 Hickman Road // Suite 100  
Clive, Iowa 50325

**Mike Bonnett**  
P. 515.986.5994  
C. 515.865.6086  
E. mbonnett@lmcompanies-inc.com

**Stephanie Rice**  
P. 515.986.5994  
C. 515.778.4692  
E. srice@lmcompanies-inc.com

[lmcompanies-inc.com](http://lmcompanies-inc.com)